LAGUNA®
mobilă pentru acasă

DULAP 1.51m
SOARES

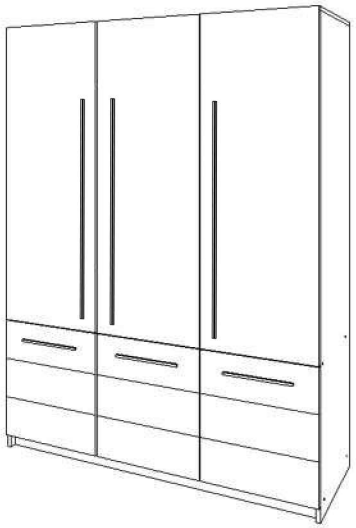

RO INSTRUCTIUNI DE MONTAJ
EN INSTALLATION INSTRUCTIONS
DE INSTALLATIONSANLEITUNG
FR INSTRUCTIONS D'INSTALLATION
IT ISTRUZIONI PER L'INSTALLAZIONE
HU SZERELÉSI ÚTMUTATÓ
UKR ІНСТРУКЦІЯ ПО МОНТАЖУ
SRB УПУТСТВО ЗА ИНСТАЛАЦИЈУ
BG ИНСТРУКЦИИ ЗА ИНСТАЛИРАНЕ
RUS ИНСТРУКЦИЯ ПО МОНТАЖУ

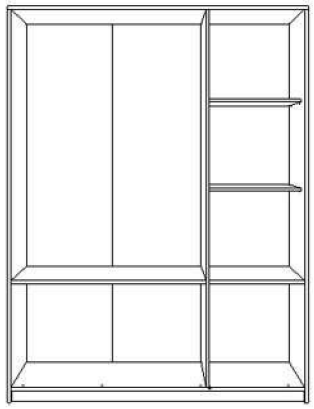

Denumire	Simbol	Dimensiune
Tavan	T	1506X508
Fund	F	1472x508
Laterale	L	1971x508
Intermediara	IM	1895X508
Polita	P	406X477
Polita Mare	PM	979X508
Soclu	S	1472X60
Front Superior	FS	1380x498
Front Inferior	FI	543x498

Talpa Alunecatoare	TA	7	Balama Aplicata	BA	10
Balama Semiaplicata	BS	5	Confirmatoare	CF	20
Profil H	PH	1	Suport Bara Haine + Bara Haine	SH BH	2 1
Surub 3.5x16	S5	78	Maner 300	M3	3
Demontabil Dublu	DD	2	Cuiute	C	42
Maner 800	M8	3	Suport Polita	SP	8

1 Montarea capacului de jos a dulapului si a interiorului.

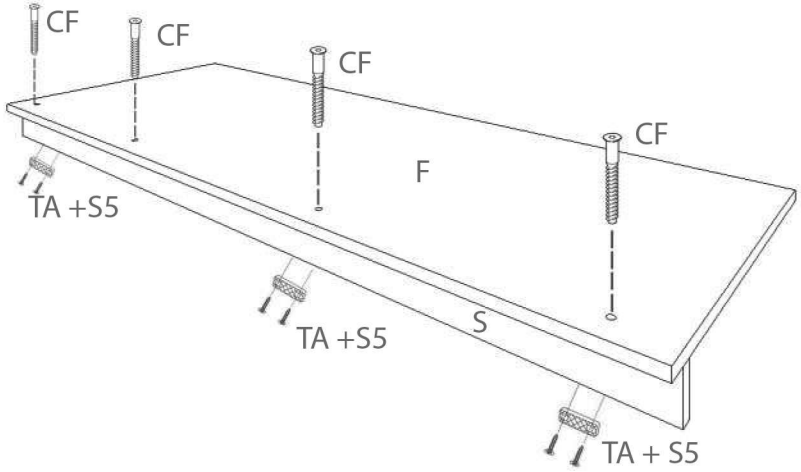

*In urmatoarea etapa piesele se vor monta in pozitie orizontala pe o suprafata dreapta.

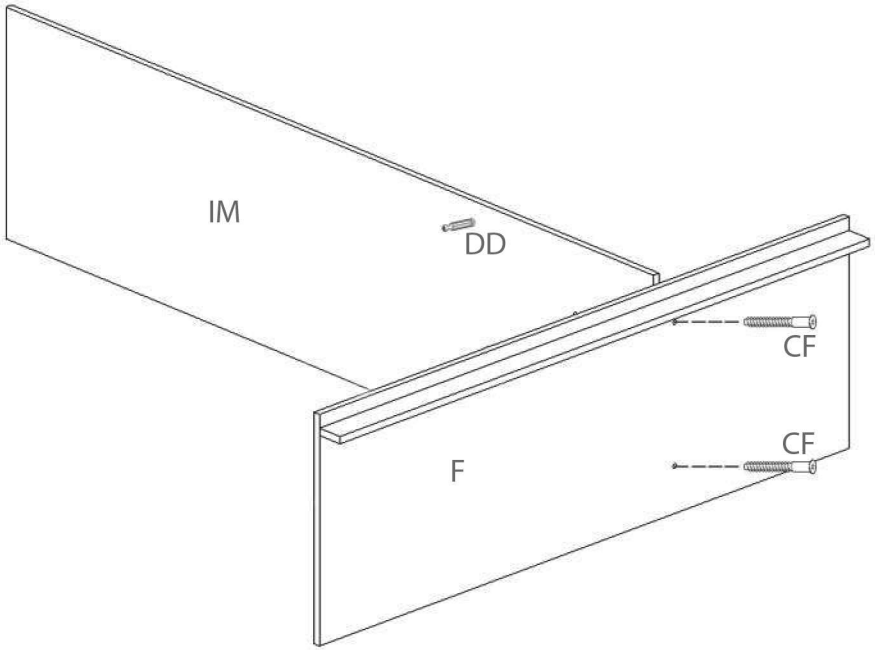

LAGUNA®
mobilă pentru acasă

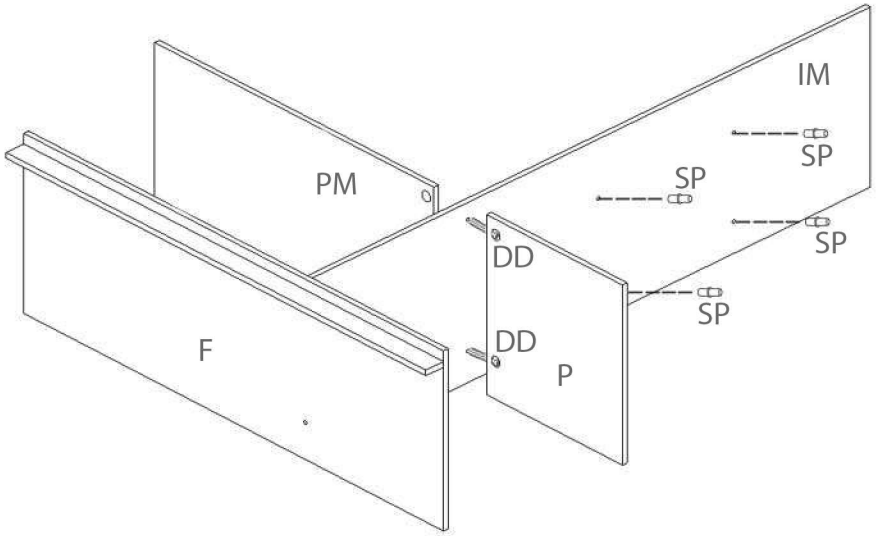

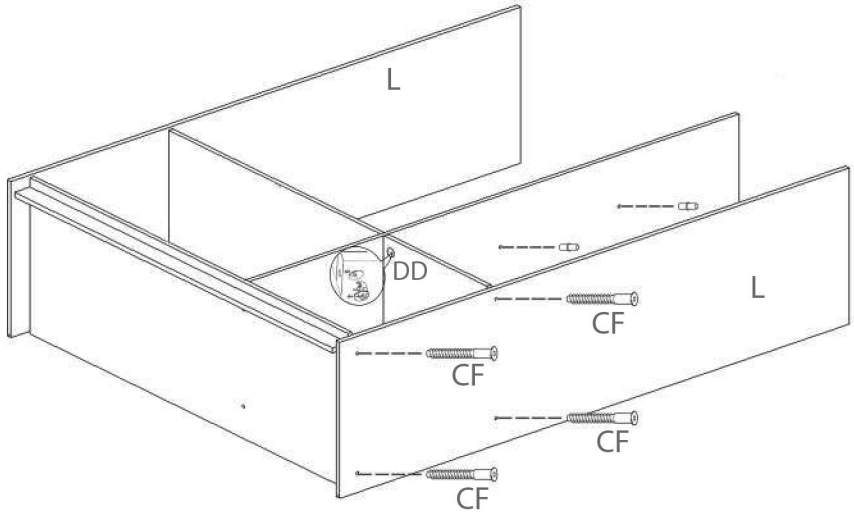

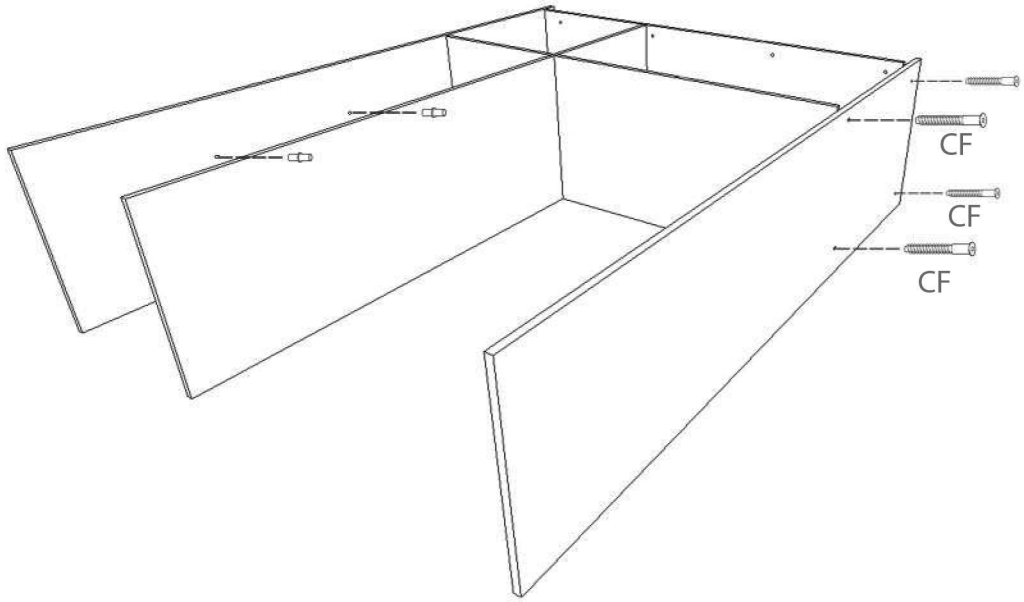

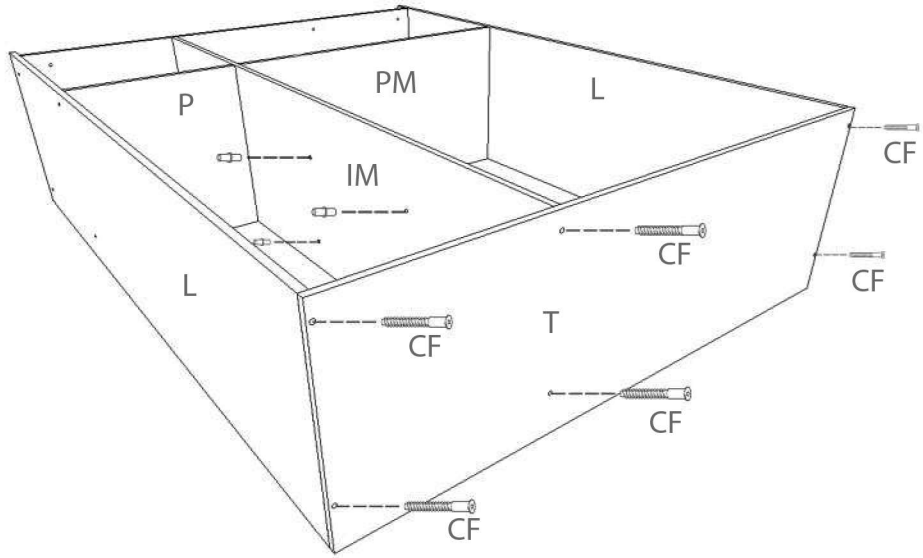

LAGUNA®
mobilă pentru acasă

2 Montarea PH, HDF si ridicare in pozitie verticala.

Important! Inainte de a prinde HDF-ul de partea din spate a dulapului, acesta trebuie adus in vinclu, adica la 90 de grade.
Se va intoarce dulapul cu cantul spre podea, va ramane in pozitie orizontala, apoi se va prinde HDF-ul cu cuiute (C).

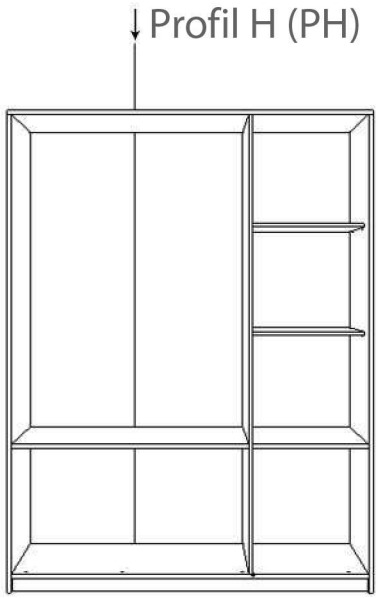

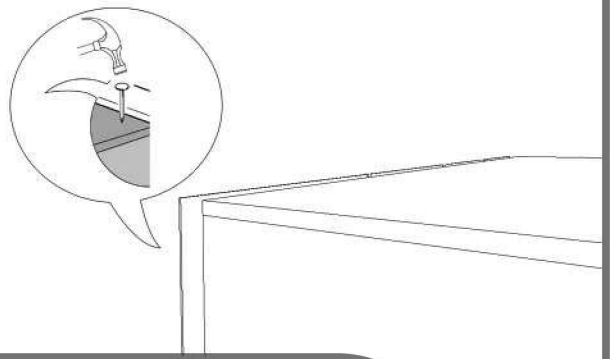

3 Montarea suportilor de bara haine si bara haine.

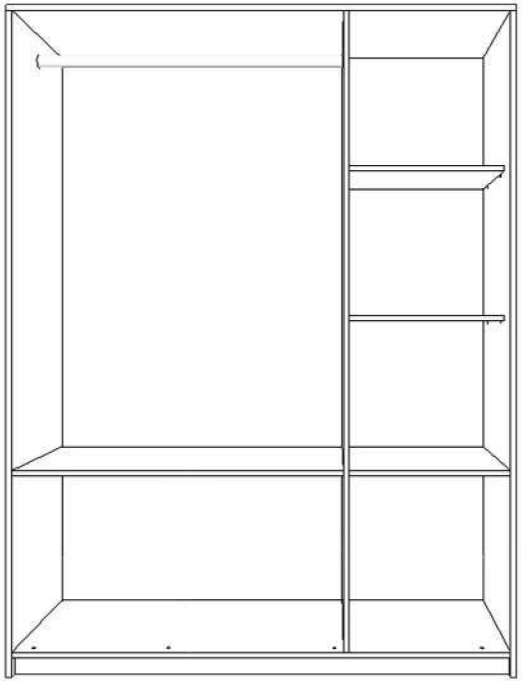

Pentru a monta bara haine, vom avea nevoie de suportii bara haine care se prind cu ... de laterala si intermediara, la dimensiunile reprezentate in imaginea de mai jos.

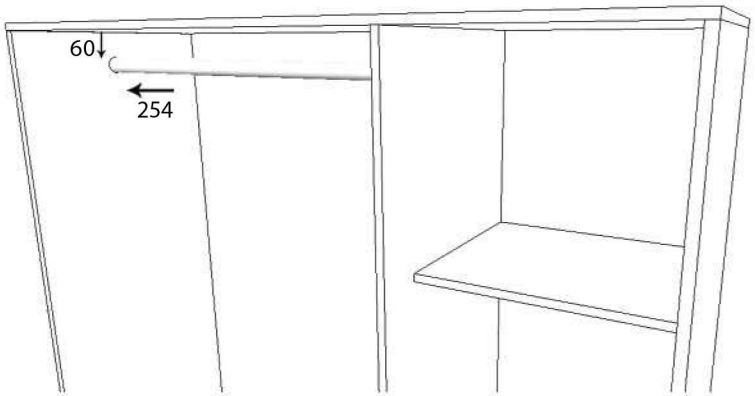

LAGUNA®
mobilă pentru acasă

4 Montarea front-urilor si a manerelor

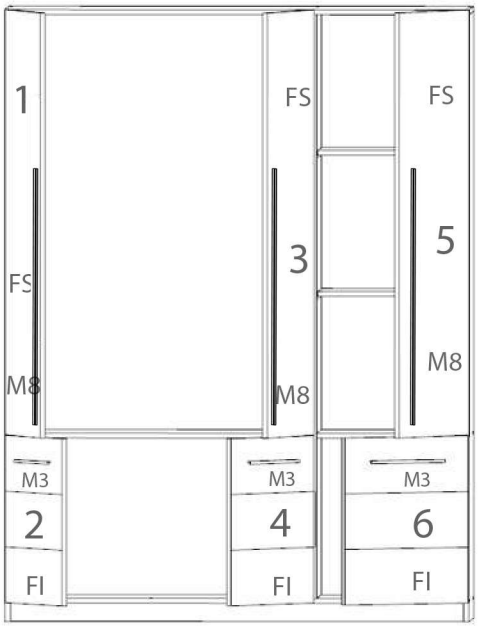

Prinderea balamalelor pe usi se face ca in desenul de mai jos.

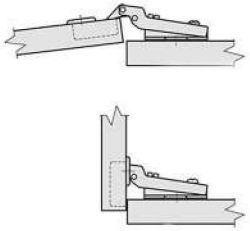

In desenul de mai sus este reprezentata balamaua semiaplicata.

Pe usile 1, 2, 5 si 6 vom folosi balamalele aplicate
Usile 1, 3 si 5 au cate trei gauri de balama.
Pe usile 3 si 4 vom folosi balamalele semiaplicate.
Pentru prinderea balamalelor se vor folosi suruburile 3.5x16 (S5).
Se regleaza cu ajutorul unei surubelnite PZ2, fronturile pentru a fi aliniate.

Dulapul este gata. Felicitari!

