Instrucțiuni montaj: **Corp Inferior Sertare 600 mm**

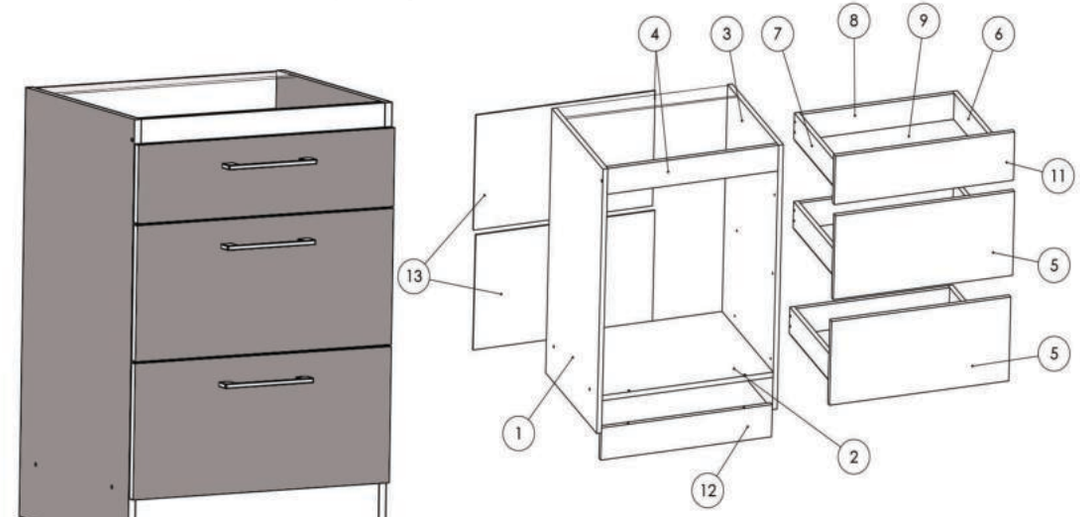

NR. REPER	DETALII	COD REPER	CANTITATE
1	820X456X16	LATERALA ST	1
2	566X456X16	FUND	1
3	820X456X16	LATERALA DR	1
4	566X80X16	LEZENA SUPERIOARA	2
5	594X260X16	FATA DE SERTAR MARE	2
6	420X80X16	LATERALA SERTAR DR	3
7	420X80X16	LATERALA SERTAR ST	3
8	508X80X16	CAPAT SERTAR	3
9	536X422X4	HDF SERTARE	3
11	594X150X16	FATA DE SERTAR MICA	1
12	566X100X16	SOCLU	1
13	594X357X4	HDF CORP	2

ATENȚIE: MONTAJUL NECORESPUNZĂTOR ATRAGE DUPĂ SINE PIERDEREA GARANȚIEI PRODUSULUI

Șurubelniță în cruce sau **autofiletantă**

Este **recomandat** ca montajul să fie făcut de **minim două persoane**

Un **ciocan** de dimensiune medie

Elemente feronerie:

CONFIRMATOR 50mm	C	10	SURUB TIP CONFIRMATOR 4x27	S4	6	SURUB 3.5X30	S6	4	MANER UR 160	M	3
SURUB 3.5X16	S3	40	COLTAR 40X40	Co	2	TALPA ALUNECATOARE	Ta	4	DEMONTABIL CU EXCENTRIC	De	6
CUIE	Cu	62	SURUB 3.5X40	S7	12						

Pasul 1

Se fixeaza glisierele pe placile (1) si (3) cu ajutorul suruburilor**(S3)x12**

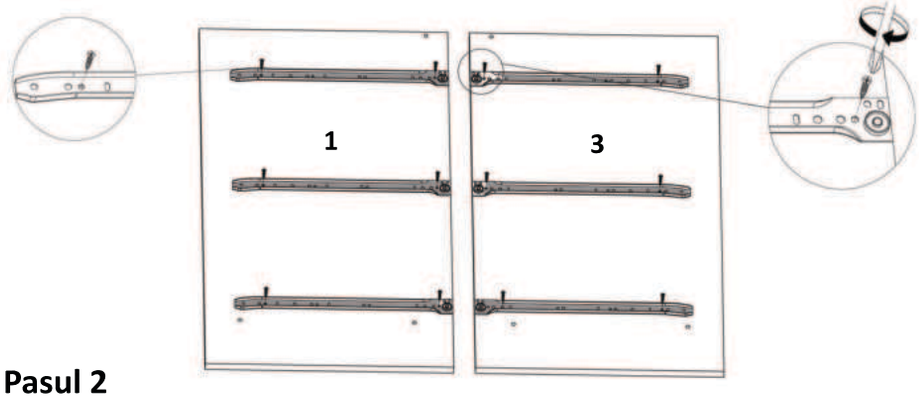

Pasul 2

Se prinde placa (1) de placa (3) cu ajutorul confirmatoarelor **(C)x6**

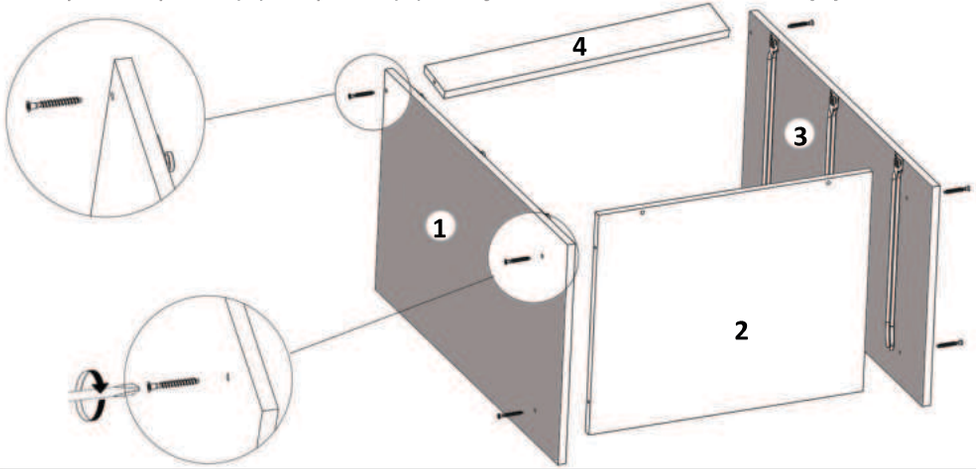

Montaj Maner

Se fixeaza cu surub (S4) x2 . Atentie fata de sertar necesita gaurire cu burghiu de 5mm in semnele indicate.

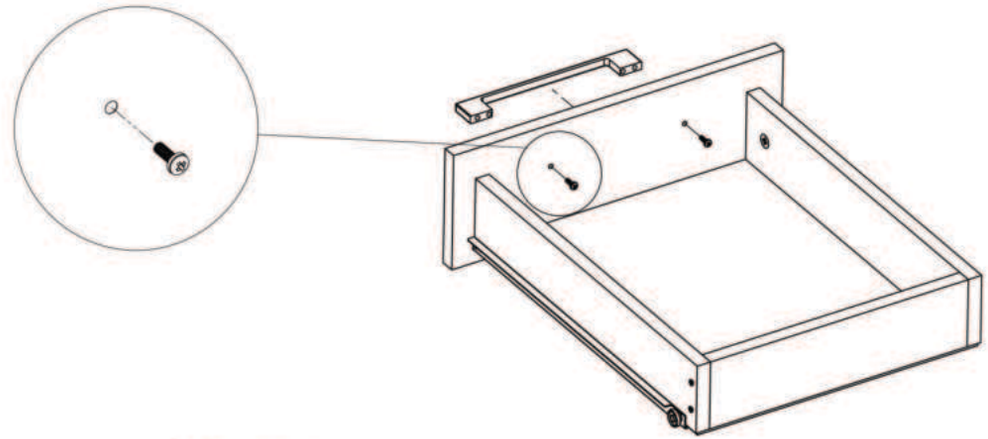

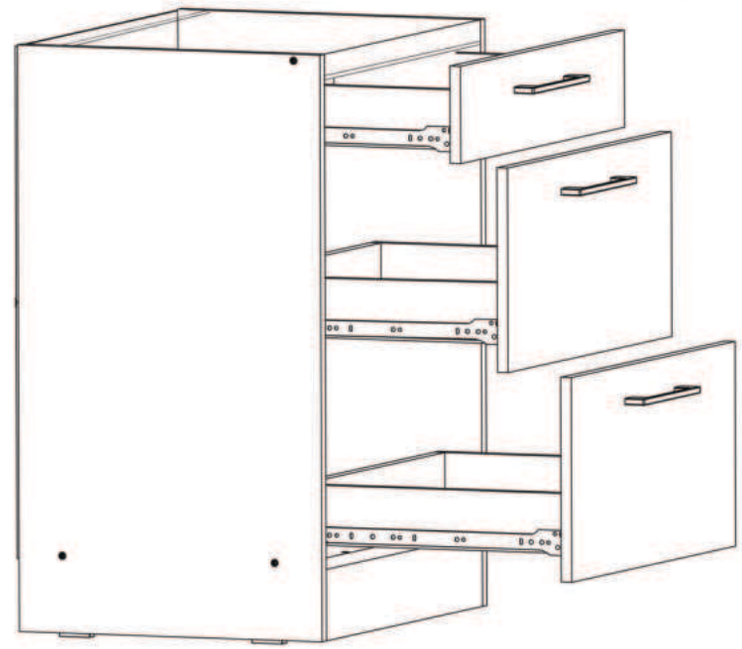

Montaj HDF sertar

Se asigura ca sertarul este in vinclu apoi se fixeaza HDF-ul cu ajutorul unor cuie (Cu)x10

Se masoara diagonalele sa fie in vinclu inainte de a monta HDF-ul.



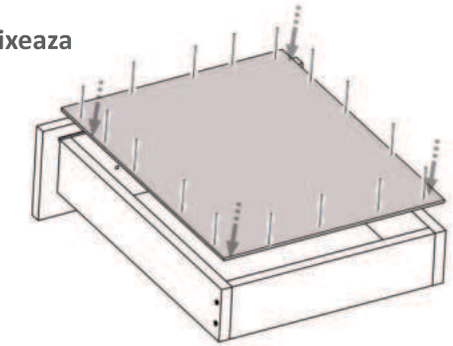

Montaj Glisiere

Se monteaza folosind suruburi (S3)x4 ca in figura alaturata.

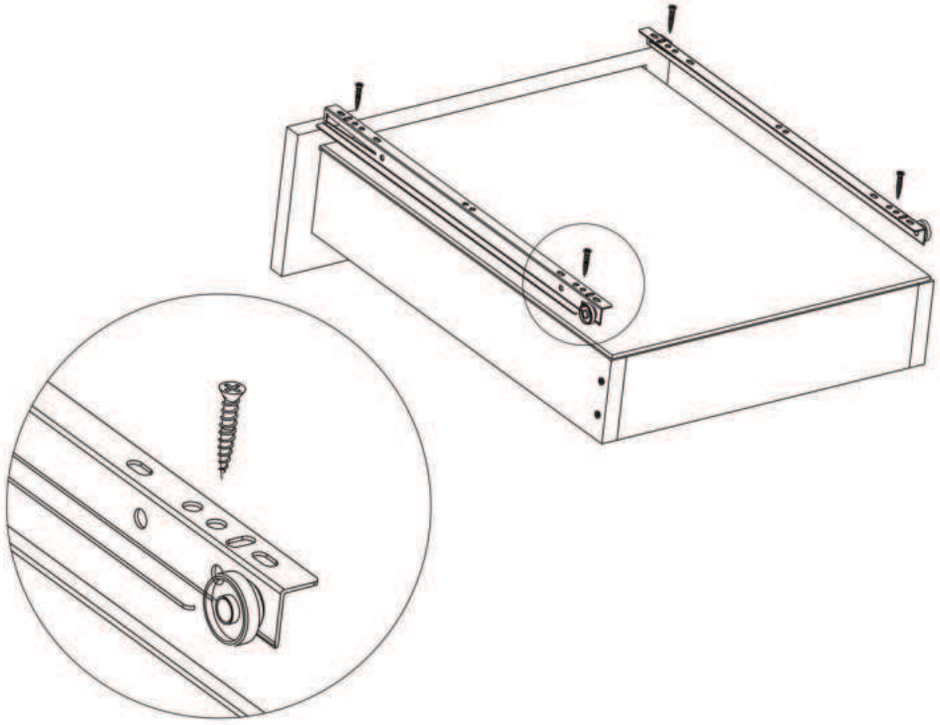

Pasul 3 - Montaj soclu

Se fixeaza placa (12) de placa (2) cu ajutorul confirmatoarelor **(C)x2**

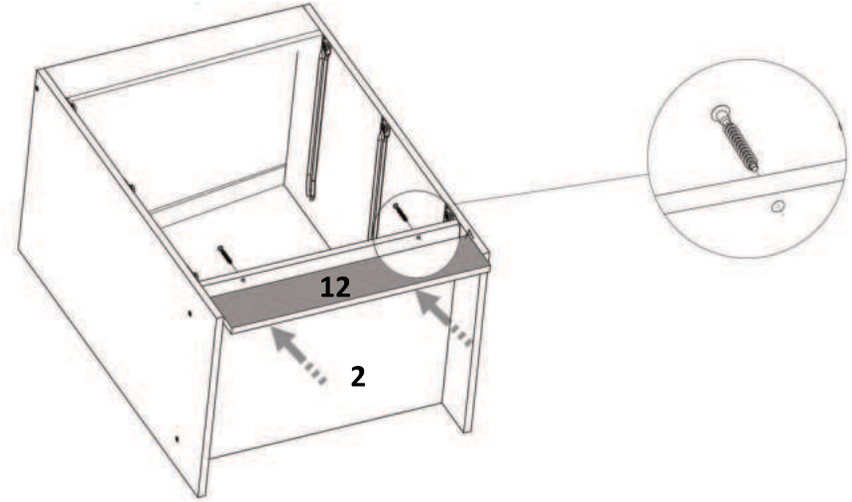

Pasul 4 Montaj Alunecatoare

Se fixeaza **(Ta) x4** pe placile (1) si (3) cu ajutorul suruburilor **(S3)x8**

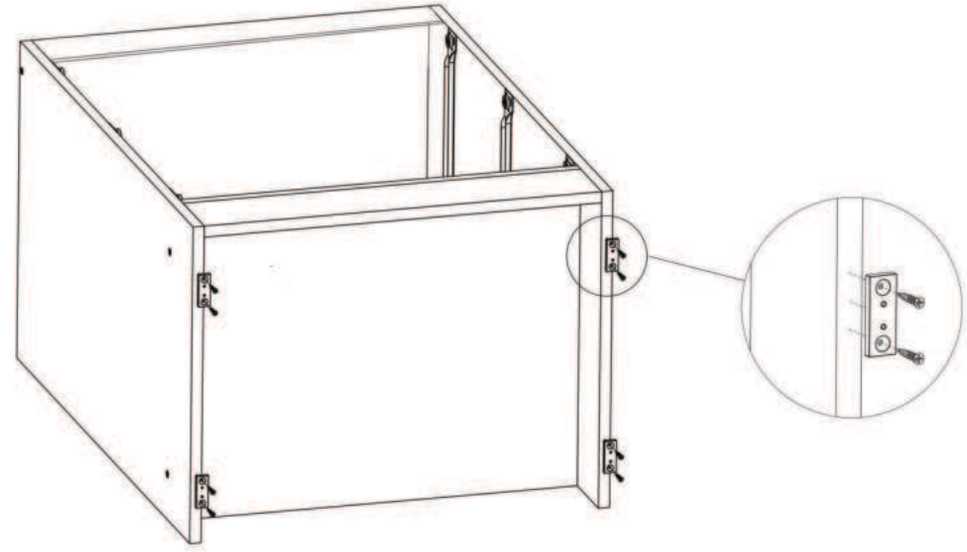

Pasul 5 Montaj Hdf

Se monteaza pe spatele corpului cu ajutorul cuielor (Cu)x20

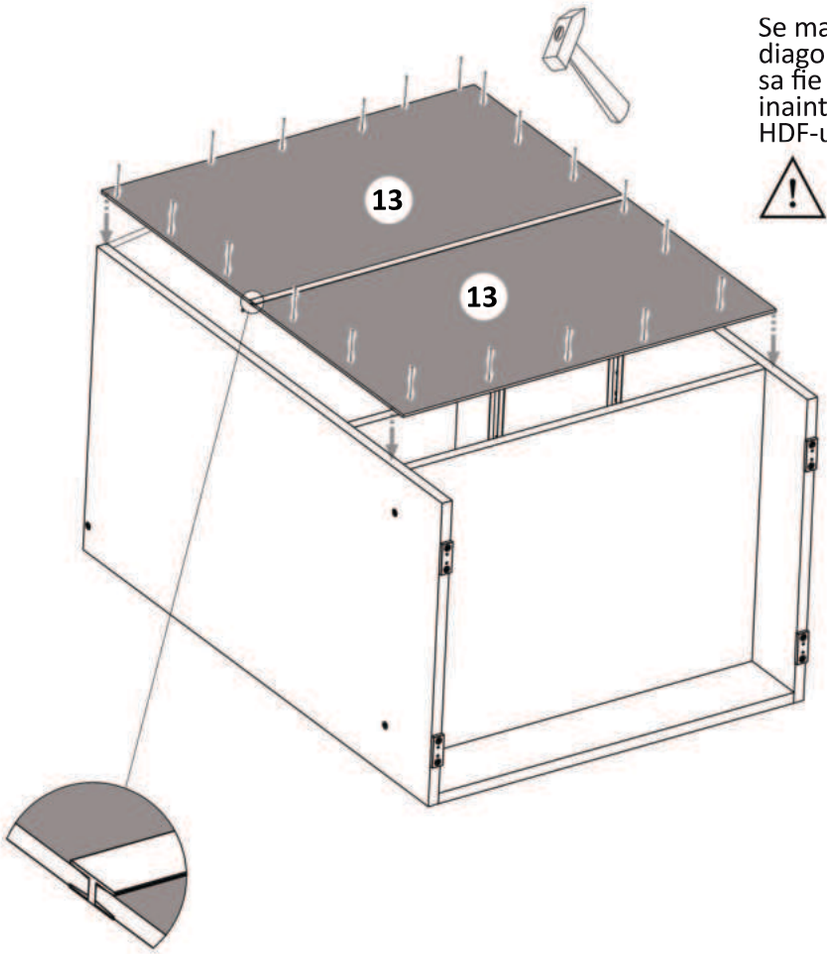

Se masoara diagonalele sa fie in vinclu inainte de a monta HDF-ul.



Pasul 6 Montaj Sertar

Se fixeaza capatul de sertar (8) de lateralele (6) si (7) cu ajutorul suruburilor (S7)x4

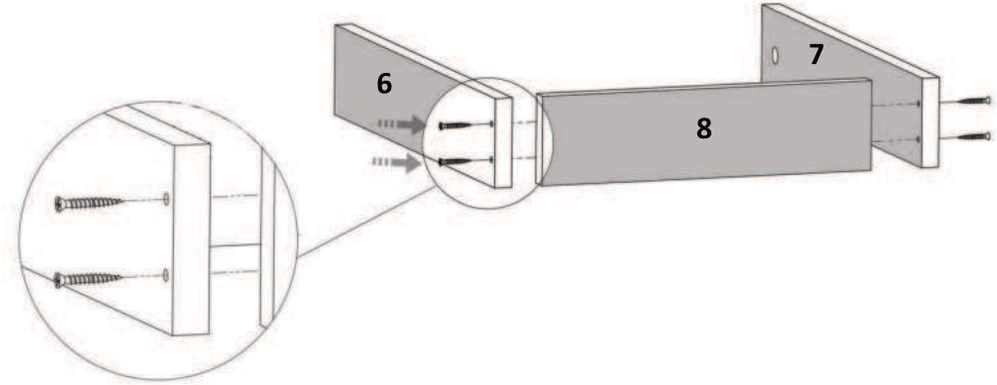

Se monteaza fata de sertar (11) de laterale (6) si (7) cu ajutorul demontabililor (De)x2.

